

DECEMBER 2015

HOUSE & HOME

THE MAGAZINE OF HOME & STYLE

Best Nibbles for
Hanukkah & Christmas

STELLAR COOKIES TO
MAKE & SHARE

HOW TO THROW A
PARTY IN A SMALL SPACE

SIMPLY STUNNING
DIY WREATHS



Celebrate THE SEASON

100+ PAGES OF HOLIDAY INSPIRATION

+ GREAT GIFT IDEAS
from NATE BERKUS, KATHRYN IRELAND,
CHRISTIANE LEMIEUX & CURTIS STONE

IN THE DETAILS

Designer Philip Mitchell shares his best advice for throwing a perfect holiday party — in just 900 sq.ft.

Text by **STACY LEE KONG** | Photography by **ALEX LUKEY**



Sofa, Philip Mitchell Design Furniture; large artwork by Troy Henriksen, Galerie W; antique coffee table, Patina Antiques; Lucite lamp, RH Restoration Hardware; chair, Andrew Martin.

WHEN DESIGNERS SAY they find inspiration all over the place, they're not kidding. Case in point? This holiday soirée, hosted by designer Philip Mitchell and his partner, advertising executive Mark Narsansky, which owes its very existence to some pretty fabric. "We were at the Brunschwig & Fils showroom one day, looking at these beautiful patterns. They weren't necessarily holiday fabrics, but they had these rich reds that we were inspired by," Philip explains. "We weren't looking to redo our apartment or anything like that, but we started brainstorming what we could do with them. We thought, 'Why don't we have a party and incorporate them somehow?'" One high-design theme, 60 guests and several bright ideas later, we've got the scoop on how the stylish couple pulled off this fab holiday party in their 900-square-foot Toronto condo.



ABOVE: Designer Philip Mitchell (right), his partner, Mark Narsansky, and their Ganaraskans, Wylo and Jacob, in the condo's foyer.



BRIGHT IDEA


Send out invites that reflect your theme. Use a site like Paperless Post or make a DIY version with cardstock and pretty pens.

▲ START OFF WITH A BANG

"I'm all about splurging on old-school invitations," says Philip. "People love getting something like that in the mail. It adds to the special feeling." Mark designed these ones based on the three Brunschwig & Fils fabrics that initially inspired the couple.

> **MAXIMIZE SPACE WITH A LARGE COFFEE TABLE**

Instead of placing smaller side tables throughout the living room, Philip and Mark stuck with one large, central coffee table. A monochromatic floral tablescape made a festive focal point, while the table's edges were kept clear for cocktails and small plates. They also went with flameless candles — a safer option for a bustling gathering.



H&H editor-in-chief Suzanne Dimma was one of the guests at Philip and Mark's holiday party.




BRIGHT IDEA

Wrap a square piece of fabric around a round ornament, then tie the top with ribbon for an easy DIY decoration.



< **MAKE THE MOST OF YOUR THEME**

Philip and Mark's fabric-inspired theme also shows up on their large Christmas tree, which they placed tight in the corner to suit their smaller space (it blocks the hearth, but with a room full of people, there's no need for a roaring fire). The pair went all-out, decking its branches with ornaments covered in their trio of Brunschwig & Fils patterns and baubles in complementary hues. They also included vignettes throughout the condo in similar shades of red and turquoise. **Fabrics**, Lee Jofa; **rug**, Elte; **picture light**, Royal Lighting; **abstract artwork**, Stephen David Chizick.



▲ HAVE FUN WITH YOUR FOOD

Festive sugar cookies are a playful nod to the season; displaying them on a luxe footed silver tray elevates the sweet treats. **Cookies,** Petite Sweet.

▼ CONSIDER SPLURGING ON HIRED HELP

If the party's big enough, bringing in waitstaff makes sense: "I think it's way more enjoyable for the hosts to be able to visit with their guests — and not worry about mixing them drinks," Philip says. Bartenders and waitstaff usually charge by the hour, so for a two- or three-hour cocktail party, it's surprisingly affordable.



BRIGHT IDEA

Stock a bar cart or small bi-level table with clean glasses.



▲ SET UP DIFFERENT ZONES

Philip pushed the table to one side of the dining room to create an ample bar for the bartender to stand behind. "The caterer was in the kitchen, so we wanted to make the most of this area," he says. It also offered a transitional space between the busy living room and the den, which was quieter and more intimate. **Murano glass light fixture,** Amarynth; **artwork** by Andrew Plum (left), D&E Lake.



◀ SERVE A SIGNATURE COCKTAIL

A special tippie is a fun addition to any party. Here, it was white cosmopolitans, made with spill-friendly white cranberry juice instead of red.

"WE DIDN'T WANT TO GO OVER THE TOP, SO WE BUILT A CHRISTMAS SCHEME THAT COMPLEMENTS THE ARCHITECTURE AND COLOURS WITHIN OUR SPACE"



▲ GIVE OUT GROWN-UP LOOT BAGS


Sending guests home with a small token is the perfect way to wrap up a party, and these are especially festive. Every bag contains a pretty ornament and a donation on behalf of each guest to the Children's Wish Foundation. "I think it helps people get in the spirit of giving for the holidays," Philip says. **Antique console**, Patina Antiques; **photograph** by Richard Barnes, Bau-Xi Gallery.

BRIGHT IDEA


Set gift bags on or below a foyer table so departing guests can easily grab and go.



Megan Howlett, Mark (centre) and Jeffrey Leibel.



Servers circulated with a selection of tasty small bites.



Philip and Teri Kramer Goldberg (right).

Source Guide



CORRECTIONS

In the October issue, we should have credited the photography for the Bunny wallpaper (page 38 in "Style Files") and the fabric swatches and candlesticks (page 138 in "London Calling") to Valerie Wilcox.

In the November issue in the "Source Guide" section for the "Design Insider" story (page 40), we gave the wrong contact information for artist Robyn Thomas. Robyn Thomas can be emailed at heyrobynstudio@gmail.com or found on Instagram at [instagram.com/robynthomasart](https://www.instagram.com/robynthomasart).

We regret the errors and any inconvenience they may have caused.



LIVING

Pages 52 to 58
Design, Philip Mitchell, Philip Mitchell Design, (416) 364-0414 or philipmitchelldesign.com; contracting, Andrew and Paul

Goldberg, Goldcon Project Management, (416) 484-0071 or goldcon.ca; catering, Daniel et Daniel, (416) 968-9275 or danieletdaniel.ca; event staffing, Lary Willows, Staff Your Event, (416) 915-5336 or staffyourevent.ca. **Page 52: Living room:** Sofa, Philip Mitchell Design Furniture (to the trade), (416) 364-0412 or philipmitchelldesign.com; sofa fabric, throw pillow trim, Kravet Canada (to the trade), 1-800-535-3258 or kravetcanada.com; patterned pillow fabrics, chair fabric, Primavera Interior Furnishings (to the trade), (416) 921-3334 or primavera.ca; large artwork by Troy Henriksen, Galerie W, galeriew.com/en; antique coffee table,

chest, Patina Antiques, (416) 862-8880 or patinaantiques.ca; Lucite lamp, RH Restoration Hardware, 1-800-910-9836 or rh.com; custom lampshades, RomEla Antique Lighting, (416) 544-1938 or romelaantiquelighting.com; iron side table, Hollace Cluny, (416) 968-7894 or hollacecluny.ca; metal and lacquer side table by Baker, Studio b, (416) 363-2996 or studiobhome.com; chair, Andrew Martin, andrewmartin.co.uk. **Portrait:** Hanging light fixture, Morba, (416) 364-5144 or morba.ca; picture lights, Sescolite, (905) 632-8659, (416) 651-6570 or sescolite.com. **Invitations:** Invitation design, Mark Narsansky, RBA Advertising, (416) 364-0414.

Page 54: Coffee table: Flameless candles, Pottery Barn, potterybarn.ca. **Christmas tree:** Ornament cover fabrics by Brunschwig & Fils, Lee Jofa, (to the trade), 1-800-535-3258 or leejofa.com; rug, Elte, (416) 785-7885 or elte.com; picture light, Royal Lighting, (416) 782-1129 or royallighting.com; abstract artwork, Stephen David Chizick; photography by Timothy McGhie, Philip Mitchell Design Furniture (to the trade), (416) 364-0414 or philipmitchelldesign.com; fire tools, The Fireplace Shop, (416) 483-1443 or thefireplaceshop.com.

Page 56: Cookie tray: Cookies, Petite Sweet, (709) 682-7118 or petitesweetdessert@gmail.com.

Dining room: Murano glass light fixture, Amarynth, 1-800-551-9190 or amarynth.com; artwork by Andrew Plum, D&E Lake Fine Arts, (416) 944-2324 or delake.com; dining

CONTINUED

